

CAPPY'S GREATEST ADVENTURE!

JOURNEY to the **CENTER** of the **INTESTINE!**



GET
READY
FOR...

... THE MOST
AMAZING
THING YOU'LL
EVER
SEE!

CAPPY'S JOURNEY to the CENTER of the INTESTINE!

MIDVILLE, USA—A PROBLEM AT THE HOME OF THE JONES'S.

MOM, CAN YOU LOOK IN THE TOILET?
I SEE A RED COLOR IN THE WATER.



MINUTES LATER, MRS. JONES IS TALKING TO THE FAMILY DOCTOR.

YES, THANK YOU, DOCTOR.
I'LL BRING TOM RIGHT OVER.



SOON, MRS. JONES AND TOM ARE ON THEIR WAY TO THE DOCTOR'S OFFICE.

YOU CERTAINLY LOOK FINE, TOM.
BUT, THIS IS SOMETHING THE
DOCTOR SHOULD TAKE A LOOK AT.

LET'S JUST SEE WHAT
THE DOCTOR HAS TO SAY.

MOM, MY BIRTHDAY PARTY IS NEXT
WEEK. AM I GOING TO BE A OKAY?

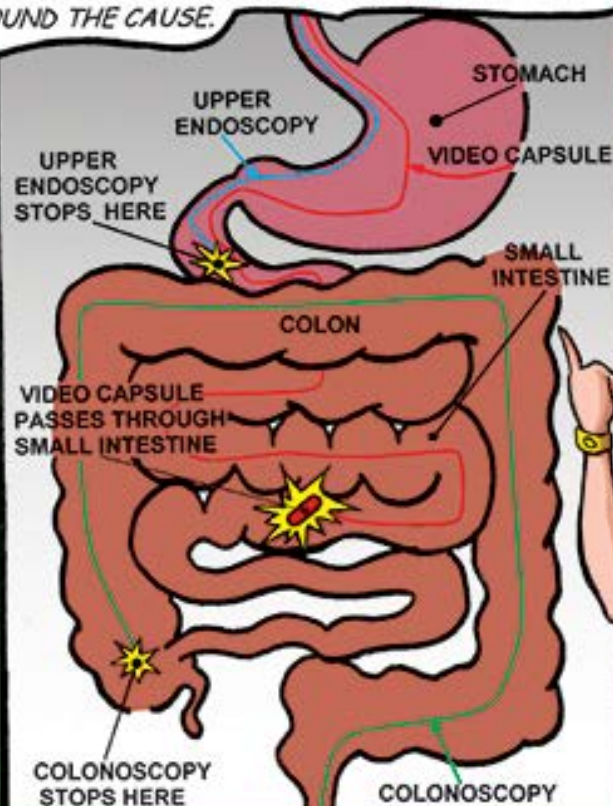


THE FAMILY DOCTOR HAS REFERRED THE JONES'S TO DOCTOR HANNAFORD, A PEDIATRIC GASTROENTEROLOGIST. AFTER INITIAL TESTING, THE DOCTOR EXPLAINS THE NEXT STEP

THERE CAN BE SEVERAL REASONS FOR BLOOD IN THE STOOL. THUS FAR, WE'VE DONE TWO TESTS, AN UPPER ENDOSCOPY AND A COLONOSCOPY, WHICH HAVE NOT FOUND THE CAUSE.

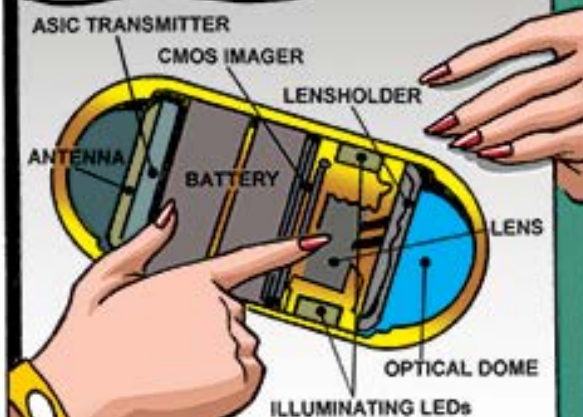
IT MIGHT BE THAT THE BLEEDING IS IN THE MIDDLE OF THE SMALL INTESTINE WHERE THE SCOPES CAN'T REACH.

WE THEN LOOK INTO THE SMALL INTESTINE, AND FOR THAT WE HAVE JUST THE THING TO DO THE JOB!



THIS TINY CAPSULE CONTAINS A CAMERA! IT IS CALLED A VIDEO CAPSULE.

WHEN THE PILL IS SWALLOWED, IT STARTS TAKING THOUSANDS OF PICTURES, ENABLING US TO EXPLORE THE INSIDE OF THE SMALL INTESTINE.



Capsule Endoscopy

WILL IT HURT?

NO, TOM. THIS IS A PRETTY EASY TEST. ALL YOU HAVE TO DO IS SWALLOW THE CAPSULE, IT'S LIKE TAKING YOUR VITAMINS.

WOW! THAT'S EASY. I DO THAT ALL THE TIME!



"HERE'S ANOTHER WAY TO LOOK AT IT, TOM. IMAGINE THE CAPSULE TO BE...

...CAPPY THE CORRESPONDENT!

YOU KNOW, LIKE A NEWS REPORTER.
WHAT AT FIRST APPEARS TO BE AN
ORDINARY PILL, WE SEE ON CLOSER
EXAMINATION..."



WOW!
THERE
HE IS!


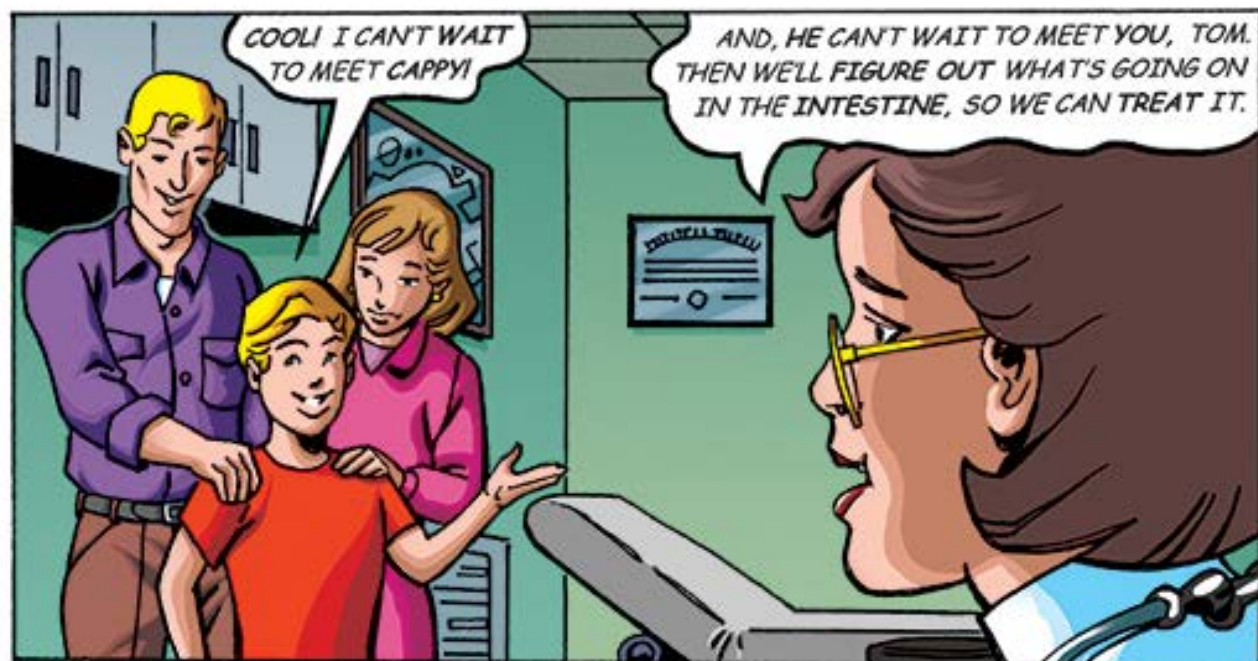
"... IT IS ACTUALLY CAPPY TAKING PICTURES—LIKE A REPORTER IN A DISTANT LAND.




CLICK!
CLICK!

CAPPY THEN SENDS THE PICTURES
TO A RECORDER SO WE CAN SEE
THEM LATER ON THE COMPUTER.
WE'LL SEE EXACTLY WHAT CAPPY
HAS SEEN. AMAZING, RIGHT?"





YESSIR! IT'S ME ALL
RIGHT! CAPPY, THE
VIDEO CAPSULE!





WITH ALL THE PHOTOS IN, DOCTOR HANNAFORD SHOWS TOM AND HIS PARENTS THE RESULTS.



TIPS FOR A HAPPY CAPPY!

CLICK!
CLICK!



1. FOLLOW YOUR **DOCTOR'S** DIRECTIONS CAREFULLY **BEFORE** THE STUDY. MOST CAPSULE STUDIES REQUIRE YOU **NOT** TO EAT OR DRINK FOR ABOUT 8 HOURS **PRIOR** TO SWALLOWING THE CAPSULE.

2. ONCE YOU SWALLOW THE CAPSULE, MAKE SURE **NOT** TO PULL ANY OF THE RECORDER LEADS **OFF** YOUR BODY. THESE LEADS ARE **NECESSARY** TO HELP CAPPY BEAM PHOTOGRAPHS TO THE RECORDER.

3. MOST PEOPLE WILL PASS THE CAPSULE WITHIN 1-3 DAYS **AFTER** SWALLOWING IT. CHECK THE TOILET AFTER **EVERY** BOWEL MOVEMENT TO MAKE SURE THE CAPSULE HAS PASSED. IF YOU HAVE NOT **SEEN** THE CAPSULE PASS AFTER 4 DAYS, PLEASE **CALL** YOUR DOCTOR. YOU **DO NOT** NEED TO RETRIEVE OR RETURN THE CAPSULE ONCE IT HAS PASSED.

4. AVOID **CONTACT** WITH HIGH POWERED **MAGNETS** (ESPECIALLY MRI SCANNERS) UNTIL YOU **KNOW** THE CAPSULE HAS PASSED.

CREDITS: SCRIPT AND ART—HERB TRIMPE COLORS—MATT WEBB
MEDICAL CONSULTANTS: DOUGLAS FISHMAN, PETAR MAMULA,
AND ATHOS BOUSVAROS

- SPONSORED BY THE NASPGHAN FOUNDATION FOR CHILDREN'S DIGESTIVE HEALTH AND NUTRITION.
- SUPPORT FOR THIS EDUCATIONAL COMIC WAS PROVIDED BY GIVEN IMAGING.



NASPGHAN
FOUNDATION

for Children's Digestive Health & Nutrition